

# MOBILE HAWK



## Highest Performance Handheld DPM Imager

The Mobile Hawk is the world's highest performance handheld imager and easily reads any challenging direct part marks (DPM), from linear barcodes to 2D symbols. Using advanced technology, the Mobile Hawk combines patent-pending MAXlite illumination with aggressive X-Mode DPM algorithms.

The result is a truly plug-and-play mobile imager that is easy to use and extremely reliable for low contrast DPM applications.

### Mobile Hawk: At a Glance

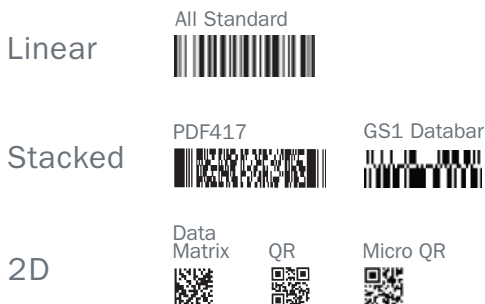
- Decodes/second: up to 10
- Read Range: contact to 2" (51 mm)
- USB Bus Powered
- Rugged Ergonomic Design



ESP® Easy Setup Program: Single-point software provides quick and easy setup and configuration of all Microscan readers.

For more information on this product, visit [www.microscan.com](http://www.microscan.com).

### Mobile Hawk: Available Codes



#### X-Mode Decode Algorithms

Using advanced X-Mode decode algorithms, the Mobile Hawk consistently captures low contrast, damaged, or otherwise challenging direct part marks. Both linear and 2D symbols are read in any orientation.

#### Easy to Use

Mobile Hawk imagers feature simple point-and-click targeting, with audible, vibrator, and multipurpose visual user systems to provide real-time feedback. Easy connectivity and portability are ensured with direct, single USB power connection; no additional power connection is required.

#### Rugged Design

Featuring a ruggedized design with a permanent lanyard hook, the Mobile Hawk includes a secured cable and durable overmolded housing capable of withstanding over 50 drops of 6' to concrete.

#### MAXlite Illumination

The Mobile Hawk includes MAXlite (Multi-Axis Lighting) technology for even illumination of flat, shiny surfaces, enhancing embossed features, or differentiating features on curved surfaces. The wide range of capabilities ensures reliable reading of the toughest direct part marks.

#### High Processing Speed

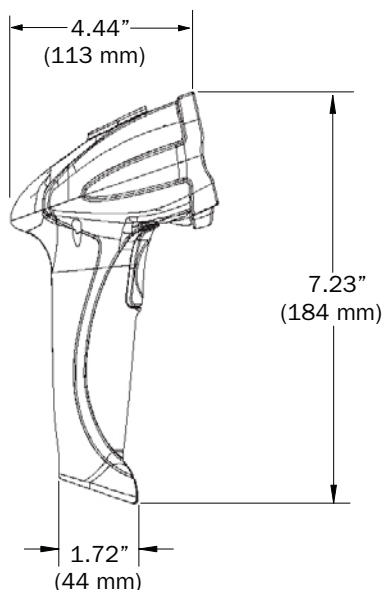
Fast processing speed allows the imager to acquire and decode multiple symbologies within seconds of each other, without any adjustment to the imager.

#### Application Examples

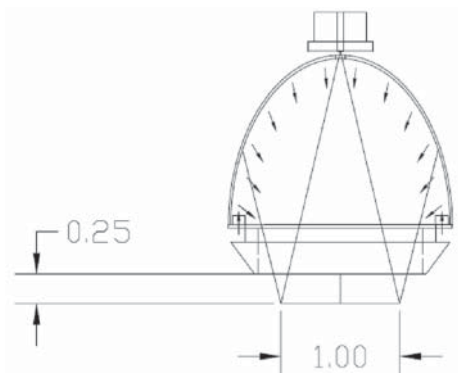
- Automotive
- Electronics
- Aerospace
- Department of Defense suppliers

# MOBILE HAWK HANDHELD IMAGER SPECIFICATIONS AND OPTIONS

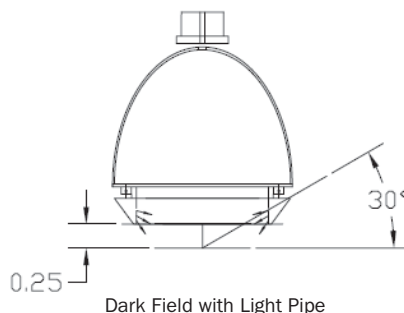
## SIDE VIEW



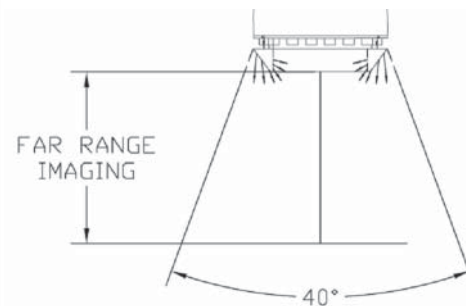
## MAXLITE ILLUMINATION



Diffuse Reflective Dome Illumination Method



Dark Field with Light Pipe



Bright Field with Light Pipe

## MECHANICAL

**Height:** 7" (180 mm)  
**Width:** 2.5" (63 mm)  
**Depth:** 4.5" (114 mm)  
**Weight:** 7.2 oz. (204 g), not including cable

## ENVIRONMENTAL

**Operating Temperature:** 0° to 50° C (32° to 122° F)  
**Storage Temperature:** -20° to 65° C (-4° to 150° F)  
**Humidity:** 5% to 95% (non-condensing)  
**Shock:** Withstands over 50 drops of 6' (1.8 meters) to concrete

## MAXLITE ILLUMINATION

Combination dome and dark field illumination system  
**Dome:** Two color, 630 nm (Red) and 470 nm (Blue)  
**Dark Field:** Quadrant 30°, 630 nm (Red)

## SYBBOLOGIES

**2D Symbolologies:** Data Matrix, QR Code, Micro QR Code  
**Stacked Symbolologies:** PDF417, GS1 Databar (Composite & Stacked)  
**Linear Barcodes:** Code 39, Code 128, I2 of 5, UPC/EAN, Codabar, Code 93, BC 412

## IMAGE COLLECTION OPTIONS

**Sensor:** 1280 x 1024 high resolution CMOS

## COMMUNICATION PROTOCOLS

**Standard Interface:** USB, RS-232

## READ PARAMETERS

**Pitch:** ±30° (front to back)  
**Skew:** ±30°  
**Rotational Tolerance:** ±180°  
**Focal Range:** 0 to 2" (0 to 50.8 mm)  
**Focal Point:** Optimal at 0.25" (6.3 mm)  
**Ambient Light Immunity:** Sunlight: Up to 9,000 ft-candles/96,890 lux

## INDICATORS

**Status Indicators:** Vibration motor, audible tones, visual feedback with multi-color LED, blue line targeting pattern

## IMAGE OUTPUT OPTIONS

**Format:** JPEG, TIFF

## ELECTRICAL

**Power Requirements:** 5 VDC (mA)  
**Typical:** 408mA **Peak:** 500mA **Idle:** 285mA

## SAFETY CERTIFICATIONS DESIGNED FOR

FCC, CE (pending)

## ROHS/WEEE COMPLIANT

## ISO CERTIFICATION

Certified ISO 9001:2000 Quality Management System

©2009 Microscan Systems, Inc. SP063B 09/09  
 Read Range and other performance data is determined using high quality Grade A symbols per ISO/IEC 15415 and ISO/IEC 15416 in a 25° C environment. For application-specific Read Range results, testing should be performed with symbols used in the actual application. Microscan Applications Engineering is available to assist with evaluations. Results may vary depending on symbol quality. **Warranty**—Three year limited warranty on parts and labor. Extended warranty available.

# MICROSCAN®

**Microscan Systems Inc.**  
 Tel 425 226 5700 / 800 251 7711  
 Fax 425 226 8250

**Microscan Europe**  
 Tel 31 172 423360 / Fax 31 172 423366

**Microscan Asia Pacific**  
 Tel 65 6846 1214 / Fax 65 6846 4641

## www.microscan.com

Product Information: info@microscan.com  
 Auto ID Support: helpdesk@microscan.com  
 Vision Support: visionsupport@microscan.com  
 NERLITE Support: nerlitesupport@microscan.com